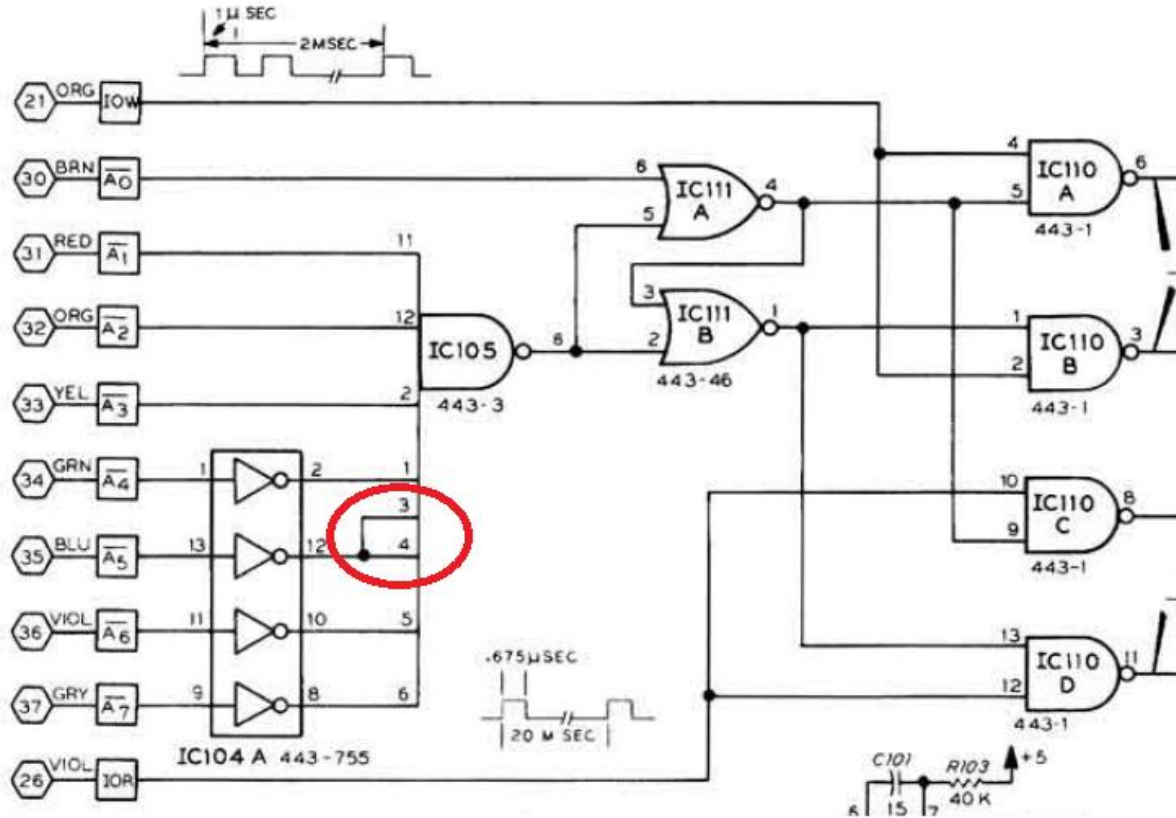



H8 Front Panel Fixes:

1. Pin 4 on IC105 is floating. Please connect a wire between pin 3 and pin 4 as shown in the diagram. Below is a picture showing the fix.







Please connect a wire between pin 3 and pin 4 as shown (blue wire)

Les's Z80 CPU Fixes:


1. Cut the following traces as shown;



Cut trace between U7 pin 3 and U5 pin 3.




Cut trace between pin 3 of U7 and Y pin 3 header




1. Connect a cable from U7 pin 3 and U7 pin 2
2. Connect a cable from Y header pin 3 to U5 pin 3


Reset Circuitry Fixes:



Replace 2.2K resistor with a 470K or a 100K resistor.

Z80 Boots from H17 and H8-67 Boards:





1. Insert PAM-37 ROM in U4
2. Insert XCON-8 ROM into U3
3. Insert jumper between U4 pin 1 and 2 (Primary ROM – PAM-37)
4. Insert jumper between U3 pin 2 and 3 (Secondary ROM – XCON-8))

